

# LUDWIG SOFA

désirée 

## DÉSIRÉE

DESIGNER: ROBERTO GOBBO, 2020

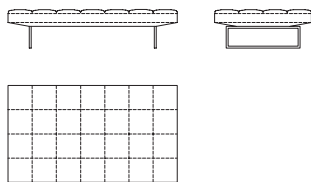
Ludwig is a very resistant, lightweight seating system featuring completely-removable upholstery quilted at 24cm intervals and a matching-coloured edging. The cylindrical backrest, which can be positioned at will, favours various types of use.

Ludwig is a tribute to the radical design ideas born in central Europe after the First World War, bringing art and design as close together as possible.



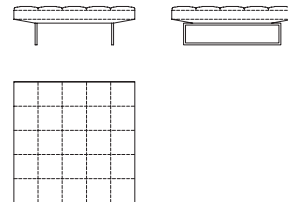
### LUDWIG SOFA

CODE: B7 003060



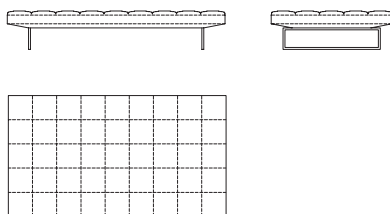
Width	Depth	Height	H. seat	Weight
173cm	99cm	36cm	36cm	52kg

CODE: B7 003040



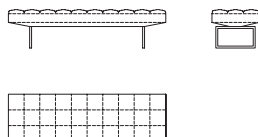
Width	Depth	Height	H. seat	Weight
123cm	123cm	36cm	36cm	47kg

CODE: B7 003070



Width	Depth	Height	H. seat	Weight
221cm	123cm	36cm	36cm	82kg

CODE: B7 006550



Width	Depth	Height	H. seat	Weight
160cm	48cm	36cm	36cm	29kg



+61 8 9389 6669  
 info@henriliving.com.au  
 245 Stirling Hwy, Claremont WA 6010  
 www.henriliving.com.au


Henri

LUDWIG SOFA continued



CODE: B7 007190

CODE: B7 007310



Width	Depth	Height	Weight
80cm	30cm	30cm	15kg

Width	Depth	Weight
60cm	60cm	2kg

**LUDWIG SOFA continued**

**TECHNICAL FEATURES**

**Structure**

- 1 Wood
- 2 Metal

**Structure padding**

- 3 Foamed polyurethane E 50
- 4 MIND foamed polyurethane
- 5 Foamed polyurethane P 40
- 6 Polyester fibre filled cotton fabric

**Back**

- 7 Metal
- 8 Foamed polyurethane P 20
- 9 Foamed polyurethane M 35
- 10 Feather-filled cotton fabric

**Base**

- 11 Metal (matt bronze painted)

**Cover**

Completely removable fabric or leather covers

**Notes**

The elements and bench feature quilted covers that are entirely removable by means of concealed snap fasteners.

The elements and bench covers are finished with a tone-on-tone taped edging.

If a Kubic sofa is included in the arrangement, seat alignment is guaranteed by the presence of 3cm high spacers that must be installed between the seat and the base.

