

MIDJ

Woody Collection

design Midj R&D — 2022



Tables from the **Woody collection** are available in the fixed, extendable and 105 cm height versions.

With different sizes, they have a core structure in metal and legs covered in veneered ash wood. Tops are customizable with different finishings and materials, to create combinations that are always suitable for every need.

Woody fixed Table



Colors and Materials

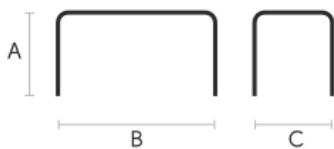
Structure

Papaya orange steel, Light blue metal, White steel, Ocean blue steel, Bronze metal, Sand steel, Fango steel, Golden yellow metal, Pastel yellow steel, Grafite metal, Ash grey metal, Light grey steel, Brown steel, Black steel, Ocher steel, Facepowder pink metal, Red steel, Bulgaro red metal, Cherry red metal, Pine green steel, Sage green metal, Dark green metal, Lacquered ash (11 Colors)

Top

Laminate (6 Colors), Fenix laminate (2 Colors), White lacquered veneered ash, Black lacquered veneered ash, Veneered ash natural finish, Stained ash veneered (10 Colors), Matt sand antiscratch glass, Matt graphite antiscratch glass, Extra clear matt white antiscratch glass, Extra clear glassy cherry red glass, Extraclear glossy white glass, Charcoal savoia crystalceramic, Cement savoia crystalceramic, Lime white crystalceramic

Dimensions



	A (cm) (inch)	B (cm) (inch)	C (cm) (inch)
120x80 (cm) (inch)	75 29.5	120 47.2	80 31.5
140x90 (cm) (inch)	75 29.5	140 55.1	90 35.4
140x140 (cm) (inch)	75 29.5	140 55.1	140 55.1
160x90 (cm) (inch)	75 29.5	160 63	90 35.4
180x100 (cm) (inch)	75 29.5	180 70.9	100 39.4

Woody extendable Extendable Table



Colors and Materials

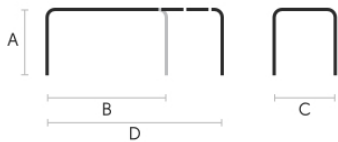
Structure

Papaya orange steel, Light blue metal, White steel, Ocean blue steel, Bronze metal, Sand steel, Fango steel, Golden yellow metal, Pastel yellow steel, Grafite metal, Ash grey metal, Light grey steel, Brown steel, Black steel, Ocher steel, Facepowder pink metal, Red steel, Bulgaro red metal, Cherry red metal, Pine green steel, Sage green metal, Dark green metal, Lacquered ash (11 Colors)

Top

Laminate (6 Colors), Fenix laminate (2 Colors), White lacquered veneered ash, Veneered ash natural finish, Black lacquered veneered ash, Matt graphite antiscratch glass, Matt sand antiscratch glass, Extra clear matt white antiscratch glass, Extraclear glossy white glass, Extra clear glassy cherry red glass, Charcoal savoia crystalceramic, Cement savoia crystalceramic, Lime white crystalceramic

Dimensions



	A (cm) (inch)	B (cm) (inch)	C (cm) (inch)	D (cm) (inch)
120/170x80 (cm) (inch)	75 29.5	120 47.2	80 31.5	170 66.9
140/190/240x90 (cm) (inch)	75 29.5	140 55.1	90 35.4	240 94.5
140/200x140 (cm) (inch)	75 29.5	140 55.1	140 55.1	200 78.7
160/210/260/310 (cm) (inch)	75 29.5	160 63	90 35.4	310 122
180/230/280x100 (cm) (inch)	75 29.5	180 70.9	100 39.4	280 110.2

Woody H105 Table



Colors and Materials

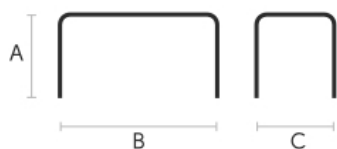
Structure

Papaya orange steel, Light blue metal, White steel, Ocean blue steel, Bronze metal, Sand steel, Fango steel, Golden yellow metal, Pastel yellow steel, Grafite metal, Ash grey metal, Light grey steel, Brown steel, Black steel, Ocher steel, Facepowder pink metal, Red steel, Bulgaro red metal, Cherry red metal, Pine green steel, Sage green metal, Dark green metal, Lacquered ash (11 Colors)

Top

Laminate (6 Colors), Black lacquered veneered ash, Veneered ash natural finish, White lacquered veneered ash, White fenix, Black fenix, Matt graphite antiscratch glass, Matt sand antiscratch glass, Extra clear matt white antiscratch glass, Extra clear glassy cherry red glass, Extraclear glossy white glass, Charcoal savoia crystalceramic, Cement savoia crystalceramic, Lime white crystalceramic

Dimensions



	A (cm) (inch)	B (cm) (inch)	C (cm) (inch)
140x90			
H105 (cm)	105	140	90
(inch)	41.3	55.1	35.4
160x90			
H105 (cm)	105	160	90
(inch)	41.3	63	35.4

Henri